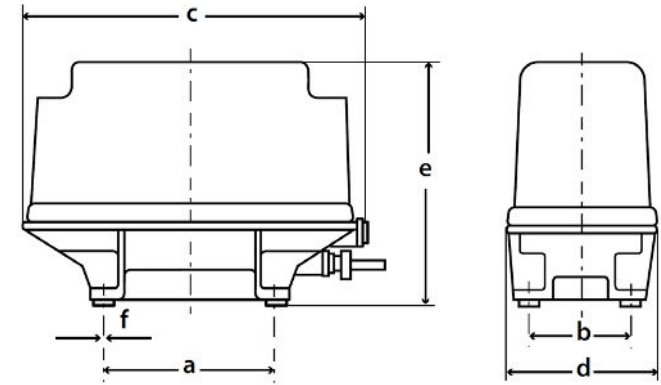


Electromagnetic Vibrator Specs & Dimensions

30 Hz Models



| Model # | Mains Voltage | Working Weight Range (kg) | | Vibration Amplitude (mm) | | Transport Velocity (cm/s) | | Rated Current (A) | Active Power (W) | PAL (+/-) | Weight (kg) | Dimensions (mm) | | | | | | |
|---------|---------------|---------------------------|-----|--------------------------|------|---------------------------|----|-------------------|------------------|-----------|-------------|-----------------|-----|-----|-----|-----|------|--------|
| | | From | To | From | To | From | To | | | | | a | b | c | d | e | Øf | Screws |
| MVC30-4 | 220-240 | 15 | 40 | 3.25 | 1.90 | 22 | 9 | 4.8 | 40 | - | 40 | 210 | 125 | 420 | 180 | 280 | 11.5 | M10 |
| | 440-480 | 15 | 40 | 3.25 | 1.90 | 22 | 9 | 2.4 | 40 | - | 40 | 210 | 125 | 420 | 180 | 280 | 11.5 | M10 |
| MVD30-3 | 220-240 | 36 | 70 | 3.05 | 2.00 | 20 | 10 | 8.0 | 50 | - | 64 | 210 | 125 | 450 | 220 | 335 | 11.5 | M10 |
| | 380-420 | 36 | 70 | 3.05 | 2.00 | 20 | 10 | 6.0 | 50 | - | 64 | 210 | 125 | 450 | 220 | 335 | 11.5 | M10 |
| | 440-480 | 36 | 70 | 3.05 | 2.00 | 20 | 10 | 4.4 | 50 | - | 64 | 210 | 125 | 450 | 220 | 335 | 11.5 | M10 |
| MVE30-3 | 220-240 | 55 | 120 | 3.55 | 2.15 | 25 | 11 | 14.0 | 100 | - | 124 | 300 | 190 | 485 | 255 | 425 | 18.0 | M16 |
| | 380-420 | 55 | 120 | 3.55 | 2.15 | 25 | 11 | 8.0 | 100 | - | 124 | 300 | 190 | 485 | 255 | 425 | 18.0 | M16 |
| | 440-480 | 55 | 120 | 3.55 | 2.15 | 25 | 11 | 7.0 | 100 | - | 124 | 300 | 190 | 485 | 255 | 425 | 18.0 | M16 |
| MVF30-4 | 220-240 | 180 | 600 | 3.05 | 1.20 | 20 | 4 | 18.0 | 250 | - | 250 | 350 | 240 | 640 | 340 | 545 | 22.0 | M20 |
| | 440-480 | 180 | 600 | 3.05 | 1.20 | 20 | 4 | 13.5 | 250 | - | 250 | 350 | 240 | 640 | 340 | 545 | 22.0 | M20 |

CONTACT US TODAY AT

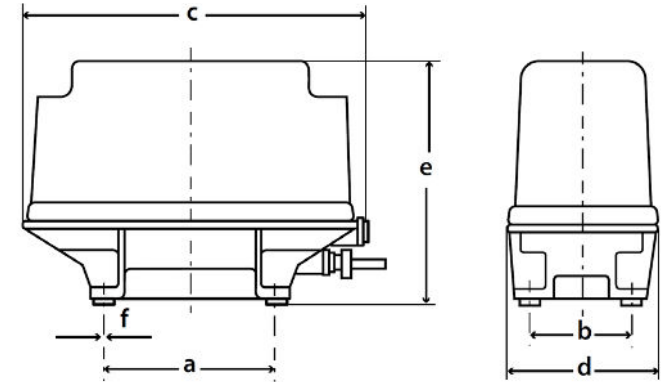
E. SALES@NAVCO.US W. NAVCO.US

P. 832.467.3636

F. 832.467.3800

A. 11929 Brittmoore Park Dr.
Houston, TX 77041

40 Hz Models



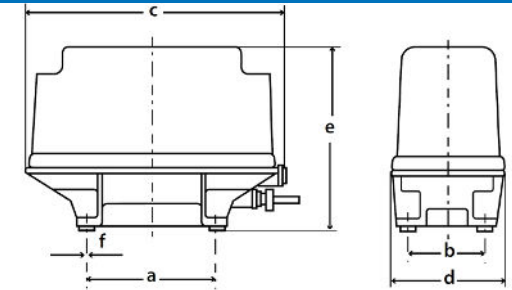
| Model # | Mains Voltage | Working Weight Range (kg) | | Vibration Amplitude (mm) | | Transport Velocity (cm/s) | | Rated Current (A) | Active Power (W) | PAL (+/-) | Weight (kg) | Dimensions (mm) | | | | | | |
|-----------|---------------|---------------------------|-----|--------------------------|------|---------------------------|----|-------------------|------------------|-----------|-------------|-----------------|-----|-----|-----|-----|------|--------|
| | | From | To | From | To | From | To | | | | | a | b | c | d | e | Øf | Screws |
| MVES40-1 | 380-420 | 100 | 450 | 2.40 | 0.75 | 22 | 3 | 12.7 | 150 | - | 125 | 125 | 300 | 190 | 540 | 255 | 18.0 | M16 |
| | 440-480 | 100 | 450 | 2.40 | 0.75 | 22 | 3 | 10.0 | 150 | - | 125 | 125 | 300 | 190 | 540 | 255 | 18.0 | M16 |
| MVES40-1P | 380-420 | 100 | 450 | 2.65 | 0.80 | 24 | 3 | 12.7 | 150 | + | 125 | 125 | 300 | 190 | 540 | 255 | 18.0 | M16 |
| | 440-480 | 100 | 450 | 2.65 | 0.80 | 24 | 3 | 10.0 | 150 | + | 125 | 125 | 300 | 190 | 540 | 255 | 18.0 | M16 |
| MVFS40-1 | 380-420 | 250 | 700 | 1.90 | 0.85 | 16 | 4 | 15.5 | 250 | - | 250 | 250 | 350 | 240 | 640 | 340 | 22.0 | M20 |
| | 440-480 | 250 | 700 | 1.90 | 0.85 | 16 | 4 | 13.5 | 250 | - | 250 | 250 | 350 | 240 | 640 | 340 | 22.0 | M20 |
| MVFS40-1P | 380-420 | 290 | 700 | 2.00 | 1.00 | 18 | 5 | 15.5 | 250 | + | 250 | 250 | 350 | 240 | 640 | 340 | 22.0 | M20 |
| | 440-480 | 290 | 700 | 2.00 | 1.00 | 18 | 5 | 13.5 | 250 | + | 250 | 250 | 350 | 240 | 640 | 340 | 22.0 | M20 |
| MVSG40-2P | 440-480 | 300 | 900 | 2.26 | 0.90 | 20 | 4 | 18.0 | 300 | + | 365 | 365 | 500 | 280 | 860 | 395 | 27.0 | M24 |

CONTACT US TODAY AT

E. SALES@NAVCO.US W. NAVCO.US
P. 832.467.3636 F. 832.467.3800

A. 11929 Brittmoore Park Dr.
Houston, TX 77041

60 Hz Models



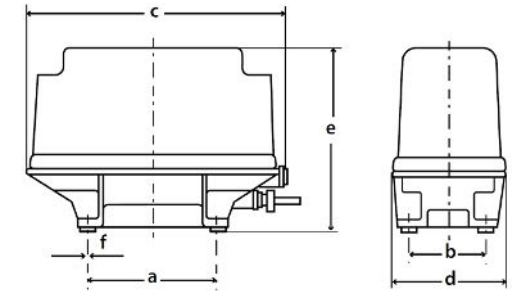
| Model # | Mains Voltage | Working Weight Range (kg) | | Vibration Amplitude (mm) | | Transport Velocity (cm/s) | | Rated Current (A) | Active Power (W) | PAL (+/-) | Weight (kg) | Dimensions (mm) | | | | | | |
|-----------|---------------|---------------------------|-----|--------------------------|------|---------------------------|----|-------------------|------------------|-----------|-------------|-------------------|-----|-----|------|-----|------|--------|
| | | From | To | From | To | From | To | | | | | a | b | c | d | e | Øf | Screws |
| MV12/60-3 | 220-240 | 10 | 20 | 1.40 | 0.90 | 16 | 11 | 2.7 | 40 | - | 18 | 210 | 125 | 300 | 200 | 225 | 11.5 | M10 |
| MVB60-4 | 220-240 | 12 | 20 | 1.38 | 0.90 | 16 | 11 | 2.0 | 40 | - | 17 | Sidewise Mounting | | 238 | 140 | 231 | | M10 |
| MVC60-4 | 220-240 | 15 | 40 | 1.55 | 0.90 | 16 | 11 | 3.8 | 40 | - | 41 | 210 | 128 | 420 | 180 | 280 | 11.5 | M10 |
| | 380-420 | 15 | 40 | 1.55 | 0.90 | 16 | 11 | 2.2 | 40 | - | 41 | 210 | 128 | 420 | 180 | 280 | 11.5 | M10 |
| | 440-480 | 15 | 40 | 1.55 | 0.90 | 16 | 11 | 1.9 | 40 | - | 41 | 210 | 128 | 420 | 180 | 280 | 11.5 | M10 |
| MVC60-4.1 | 220-240 | 40 | 100 | 0.90 | 0.45 | 11 | 3 | 3.8 | 40 | - | 45 | 210 | 128 | 420 | 180 | 280 | 11.5 | M10 |
| | 380-420 | 40 | 100 | 0.90 | 0.45 | 11 | 3 | 2.2 | 40 | - | 45 | 210 | 128 | 420 | 180 | 280 | 11.5 | M10 |
| | 440-480 | 40 | 100 | 0.90 | 0.45 | 11 | 3 | 1.9 | 40 | - | 45 | 210 | 128 | 420 | 1480 | 280 | 11.5 | M10 |
| MVD60-4 | 220-240 | 35 | 150 | 1.55 | 0.55 | 16 | 4 | 6.8 | 50 | - | 60 | 210 | 128 | 15 | 220 | 335 | 11.5 | M10 |
| | 380-420 | 35 | 150 | 1.55 | 0.55 | 16 | 4 | 4.1 | 50 | - | 60 | 201 | 128 | 150 | 220 | 335 | 11.5 | M10 |
| | 440-480 | 35 | 150 | 1.55 | 0.55 | 16 | 4 | 4.0 | 50 | - | 60 | 210 | 128 | 150 | 220 | 335 | 11.5 | M10 |
| MVE60-4 | 220-240 | 70 | 350 | 1.25 | 0.50 | 16 | 3 | 11.4 | 100 | - | 98 | 300 | 190 | 185 | 255 | 425 | 18.0 | M16 |
| | 380-420 | 70 | 350 | 1.25 | 0.50 | 16 | 3 | 6.8 | 100 | - | 98 | 300 | 190 | 185 | 255 | 425 | 18.0 | M16 |
| | 440-480 | 70 | 350 | 1.25 | 0.50 | 16 | 3 | 5.8 | 100 | - | 98 | 300 | 190 | 185 | 255 | 425 | 18.0 | M16 |

CONTACT US TODAY AT

E. SALES@NAVCO.US W. NAVCO.US
P. 832.467.3636 F. 832.467.3800

A. 11929 Brittmoore Park Dr.
Houston, TX 77041

60 Hz Models Cont.



| Model # | Mains Voltage | Working Weight Range (kg) | | Vibration Amplitude (mm) | | Transport Velocity (cm/s) | | Rated Current (A) | Active Power (W) | PAL (+/-) | Weight (kg) | Dimensions (mm) | | | | | | |
|-----------|---------------|---------------------------|-----|--------------------------|------|---------------------------|----|-------------------|------------------|-----------|-------------|-----------------|-----|-----|-----|-----|------|--------|
| | | From | To | From | To | From | To | | | | | a | b | c | d | e | ∅f | Screws |
| MVES60-2 | 220-240 | 110 | 500 | 1.38 | 0.40 | 16 | 2 | 18.0 | 150 | - | 125 | 300 | 190 | 540 | 255 | 425 | 18.0 | M16 |
| | 380-420 | 110 | 500 | 1.38 | 0.40 | 16 | 2 | 9.5 | 150 | - | 125 | 300 | 190 | 540 | 255 | 425 | 18.0 | M16 |
| | 440-480 | 110 | 500 | 1.38 | 0.40 | 16 | 2 | 8.0 | 150 | - | 125 | 300 | 190 | 540 | 255 | 425 | 18.0 | M16 |
| MVES60-2P | 220-240 | 110 | 500 | 1.57 | 0.47 | 16 | 3 | 18.0 | 150 | + | 125 | 300 | 190 | 540 | 255 | 425 | 18.0 | M16 |
| | 380-420 | 110 | 500 | 1.57 | 0.47 | 16 | 3 | 9.5 | 150 | + | 125 | 300 | 190 | 540 | 255 | 425 | 18.0 | M16 |
| | 440-480 | 110 | 500 | 1.57 | 0.47 | 16 | 3 | 8.0 | 150 | + | 125 | 300 | 190 | 540 | 255 | 425 | 18.0 | M16 |
| MVFS60-3 | 380-420 | 210 | 600 | 1.36 | 0.60 | 16 | 5 | 13.5 | 250 | - | 250 | 350 | 240 | 640 | 340 | 545 | 22.0 | M20 |
| | 440-480 | 210 | 600 | 1.36 | 0.60 | 16 | 5 | 11.5 | 250 | - | 250 | 350 | 240 | 640 | 340 | 545 | 22.0 | M20 |
| MVFS60-3P | 380-420 | 220 | 600 | 1.48 | 0.68 | 16 | 5 | 13.5 | 250 | + | 250 | 350 | 240 | 640 | 340 | 545 | 22.0 | M20 |
| | 440-480 | 220 | 600 | 1.48 | 0.68 | 16 | 5 | 11.5 | 250 | + | 250 | 350 | 240 | 640 | 340 | 545 | 22.0 | M20 |
| MVGS60-1P | 440-480 | 300 | 900 | 1.45 | 0.62 | 16 | 5 | 18.0 | 300 | + | 415 | 500 | 280 | 860 | 395 | 680 | 27.0 | M24 |

+ PAL integrated, - PAL not integrated

CONTACT US TODAY AT

E. SALES@NAVCO.US W. NAVCO.US

P. 832.467.3636

F. 832.467.3800

A. 11929 Brittmoore Park Dr.
Houston, TX 77041